



Government of Maharashtra

STATE COMMON ENTRANCE TEST CELL, MUMBAI

**Information Brochure & Application Form
for Common Entrance Test for Admissions to Postgraduate Courses in
Physiotherapy [M.P.Th],
Occupational Therapy [M.O.Th],
Audiology, Speech & Language Pathology [M.A.S.L.P.] & Prosthetics &
Orthotics [M.Sc (P & O)] Courses**

**PGP-CET 2017/
PGO-CET 2017/
PGASLP-CET 2017
& M.Sc (P&O)- CET 2017**

COMMISSIONERATE, COMMON ENTRANCE TEST CELL, MUMBAI
305, Government Polytechnic Building, 49, Kherwadi, Ali Yawar Jung Marg, Bandra (E),
Mumbai 400 051. (M.S.)

TEL NO.: +91-22-26476034 ; Fax No. +91-22-26476034/37
EMAIL ID : maharashtra.cetcell@gmail.com; WEBSITE: <http://www.mahacet.org>

**Online Entrance Examination for M.P.Th [PGP-CET 2017],
M.O.Th [PGO-CET 2017], M.A.S.L.P. [PGASLP-CET 2017] &
M.Sc (P & O) [M.Sc (P & O)-CET 2017] Courses**

IMPORTANT INFORMATION AT A GLANCE

1.	Online Registration & filling of Application form.	:	12/07/2017 to 26/07/2017
2.	Issue of Admit Cards (Online)	:	02/08/2017 to 08/08/2017
3.	Date of Examination	:	Tuesday, 8th August, 2017
4.	Centre of examination (Place - Mumbai)	:	As indicated in Admit Card
5.	Online Display of Question Papers	:	10/08/2017
6.	Online display of model Answer keys	:	11/08/2017
7.	Online submission of objections on Question Paper/ Answer Key.	:	10/08/2017 To 14/08/2017
8.	Declaration of Final Merit List & Downloading of Marksheet from website "www.dmer.org"	:	22/08/2017

PGP/PGO/PGASLP & M.Sc.(P&O)-CET 2017

Table of Contents

Sr. No.	TITLE	Page No.
1.	INTRODUCTION	1
2.	COMPETENT AUTHORITY	1
3.	LIST OF POSTGRADUATE COURSES	2
4.	ELIGIBILITY	2
5.	INFORMATION BROCHURE AND APPLICATION FORM	4
6.	ADMIT CARD	4-5
7.	CONDUCT OF ONLINE PG ENTRANCE EXAMINATION & SYLLABUS	6-10
8.	DETAILS ABOUT ON-LINE TEST PATTERN	10-12
9.	DECLARATION OF PROVISIONAL RESULT / MARKS & MERIT LIST	13
10.	DISCIPLINE	14
11.	UNDER TAKING	15

ANNEXURES

A	ANNEXURE "A" - LIST OF POSTGRADUATE COURSES	16
B	ANNEXURE "B" - CONSTITUTIONAL RESERVATION	17
C	ANNEXURE "C" - PERSONS WITH DISABILITY (PWD) RESERVATION	19
D	ANNEXURE "D"- SPECIMEN COPY OF ONLINE APPLICATION FORM	20
E	ANNEXURE "E"- GENERAL INSTRUCTION TO FILL ONLINE APPLICATION FORM	21

COMMISSIONERATE, STATE COMMON ENTRANCE TEST CELL, MAHARASHTRA

Procedure of Online Common Entrance Test for Admissions to Postgraduate Courses in Physiotherapy [M.P.Th], Occupational Therapy [M.O.Th], Audiology, Speech & Language Pathology [M.A.S.L.P.] & Prosthetics and Orthotics [M.Sc (P&O)].

1. INTRODUCTION

- 1.1 The Government of Maharashtra has established "ADMISSIONS REGULATING AUTHORITY AND STATE COMMON ENTRANCE TEST CELL" as per the provisions of Maharashtra unaided private professional Educational Institutes (Regulation of Admission & Fees) Act.2015, (herein after the act).

The Commissioner of State CET Cell, has been designated as Competent Authority for conducting PGP-CET2017/PGO-CET2017/PGASLP-CET 2017 & M.Sc.(P&o)-CET 2017 and selection of candidates for admission to all concerned postgraduate courses for the year 2017-2018.

As per this act, PGP-CET2017/PGO-CET2017/PGASLP-CET 2017 & M.Sc.(P&O)-CET 2017 is applicable for admissions to Private Unaided Physiotherapy, Occupational Therapy, Audiology, Speech & Language Pathology, Prosthetics and Orthotics Colleges/ Institutions. The Government of Maharashtra has decided to join this process for admission to Postgraduate courses in Physiotherapy [M.P.Th], Occupational Therapy [M.O.Th], Audiology, Speech & Language Pathology [M.A.S.L.P.] & Prosthetics and Orthotics [M.Sc (P&O)] at Government & Municipal Corporation Colleges / Institutions as per Government Resolution MED/1015/C.R396/15/ Edu-2, dated 16 December 2015.

- 1.2 The brochure for PGP-CET2017/PGO-CET2017/PGASLP-CET 2017 & M.Sc.(P&o)-CET 2017 contains detail procedures of online application form for online entrance examination for admission to various Postgraduate courses in Physiotherapy [M.P.Th], Occupational Therapy [M.O.Th], Audiology, Speech & Language Pathology [M.A.S.L.P.] & Prosthetics and Orthotics [M.Sc (P&O)].

2. COMPETENT AUTHORITY:

The Commissioner of CET CELL has been declared as the Competent Authority as per the provisions of 2(e) and section 10(2) of the act. Therefore as per provisions of act the Commissioner CET CELL will conduct the Common Entrance Test 2017-2018 and will prepare the merit of PGP-CET2017/PGO-CET2017/PGASLP-CET 2017 & M.Sc.(P&O)-CET 2017.

3. LIST OF POSTGRADUATE COURSES:

The List of Postgraduate Courses in MPTh, MOTH, MASLP & MSc. (P&O) are given in **Annexure-A**.

4. ELIGIBILITY CRITERIA FOR PGP-CET-2017 / PGO-CET-2017 / PGASLP-CET-2017 / M.Sc (P&O)-CET- 2017 FOR POSTGRADUATE COURSES:

- 4.1 Candidate must be an Indian National. Nationality Certificate issued by District Magistrate or Additional District Magistrate or Chief Metropolitan Magistrate / valid passport /School leaving Certificate of 12th Std. indicating the nationality of the candidate at "INDIAN". Shall constitute the proof of nationality. Persons of Indian Origin (PIO)/ Non Resident Indian (NRI)/ Overseas citizen of India (OCI) are not eligible.
- 4.2 A candidate, who has passed final B.P.Th./ B.O.Th. examination (recognized as per Maharashtra State Council for Occupational Therapy and Physiotherapy Act 2002): Final BASLP/BPO examination (recognized As per The Rehabilitation Council of India Act 1992); **from an college/institution situated in the State of Maharashtra** is eligible to appear for this examination provided he/she has completed prescribed duration of compulsory rotating internship by 31st August 2017.
- 4.3 A candidate who is undergoing rotating internship and who is likely to complete the same by 31st August 2017 can appear for PGP-CET2017/PGO-CET2017/PGASLP-CET 2017 & M.Sc.(P&O)-CET 2017. Such a candidate will have to submit the documentary proof, from the Principal / Dean of the college regarding the date of completion of internship at the time of Preference form filling process.
- 4.4 A Candidate, who was admitted to the college/institute, which is now affiliated to the Maharashtra University of the Health Sciences (MUHS) will be eligible till such time as he/she is awarded the degree by the University established under Maharashtra Universities Act, 1994.
- 4.5 The candidate belonging to Backward Class must have claimed so in his application form, failing which such a claim will not be entertained subsequently. the Candidate belonging to Backward Class Category should submit the certified copies of caste Certificate, Caste Validity Certificate and Non-Creamy Layer Certificate (wherever applicable) at the time of Preference form filling process. The available post graduate seats for admission to the concern stream will be distributed in accordance to constitutional reservation policy of State of Maharashtra as

mentioned in **Annexure "B"**. The specified reservation under Person's With Disability (PWD) category shall be filled as mentioned in **Annexure "C"**.

- 4.6 The candidates belonging to DT(VJ), NT-1(A), NT-2(B), NT-3(C) and OBC/SBC categories should submit Non-Creamy layer certificate issued by appropriate authority and should be valid upto 31st March 2018.
- 4.7 The candidate admitted for the graduate course on the basis of Court order for Caste claim is required to submit Caste Validity Certificate given by the Caste Scrutiny Committee or a fresh court order, failing which the claim will not be granted and the candidate will be considered as an Open category candidate.
- 4.8 **Cut off date for Eligibility:** The eligibility of candidate shall be determined for all purposes including the applicability of all these Rules & Regulations by considering the last date of submission of Preference Form as the cut off date. It is made abundantly clear that if a candidate is found ineligible or has an invalid reservation claim as on the last date of submission of preference form, in terms of these Rules & Regulations, and if such an ineligible candidate/invalid reservation claim acquires the requisite eligibility after the aforesaid cut off date (i.e. the last date of submission of Preference Form), such subsequent acquisition of eligibility will not make an ineligible candidate / invalid reservation claim eligible / valid for any purpose whatsoever.
- 4.9 **Non-eligibility of Candidates:** The following candidates will not be eligible for applying / appearing at PGP-CET2017/PGO-CET2017/PGASLP-CET 2017 & M.Sc.(P&O)-CET 2017 admission:
- 4.9.1 Candidates who have passed Final year B.P.Th./ B.O.Th./ B.A.S.L.P./BPO exam from institute located outside Maharashtra.
- 4.9.2 Candidates who have passed Final year B.P.Th./ B.O.Th./ B.A.S.L.P./BPO exam from institute not recognized by respective Council.
- 4.9.3 Candidates who are not completing internship on or before 31th August 2017.
- 4.9.4 Candidates who were admitted to and subsequently resigned/left a postgraduate seat after the Prescribed date resulting in lapse of seat in the admission process of 2016.
- 4.9.5 Candidates who were previously registered and are pursuing / have completed the PG degree course or have obtained PG degree.

5. INFORMATION BROCHURE AND APPLICATION FORM

- 5.1 The Competent Authority shall issue Notice regarding online application form process. The information Brochure containing procedures for Online Common Entrance Test for admission to MPTh, MOTTh, MASLP & MSc. (P&O) Postgraduate courses will be made **available on website of DMER www.dmer.org** An applicant seeking admission through PGP-CET2017/PGO-CET2017/PGASLP-CET 2017 & M.Sc.(P&O)-CET 2017. will be required to submit **single prescribed online application form (ANNEXURE "D" Specimen Copy of online application form).**
- 5.2 Cost of online application form of PGP-CET2017/PGO-CET2017/PGASLP-CET 2017 & M.Sc.(P&O)-CET 2017 & examination fee is **Rs. 2000/-**. Bank transaction charges for Online Payment of application fees will have to be borne by the applicant. This amount is not refundable.
- 5.3 PGP-CET2017/PGO-CET2017/PGASLP-CET 2017 & M.Sc.(P&O)-CET 2017 will be conducted online at Mumbai, centre.
- 5.4 The information Brochure and online application Form will be available from 12/07/2017 to 26/07/2017. Before filling Online Application form candidates should download information brochure of **PGP-CET2017/PGO-CET2017/PGASLP-CET 2017 & M.Sc.(P&O)-CET 2017** and read the same carefully. The Applicants must possess the required criteria and educational qualification as mentioned in the Information Brochure of PGP-CET2017/PGO-CET2017/PGASLP-CET 2017 & M.Sc.(P&O)-CET 2017.
- 5.5 The details of Online Application Registration Procedure & Process of Online submission of application form are given in Annexure - E. Applicants should follow these procedure/guidelines at the time of filling online application form.

Admit Card:

- 5.6 The Admit Cards will be downloaded from www.dmer.org website after login during **02/08/2017 to 08/08/2017**.
- 5.7 Candidate has to go to the Examination Centre with downloaded Admit Card and any original Photo ID proof as given in the admit card (Aadhar Card/ Driving license/ PAN Card/ Pass port)
- 5.8 Issue of Admit Card is merely an enabling document for appearing at the PGP-CET2017/PGO-CET2017/PGASLP- CET 2017 & M.Sc.(P&O)-CET 2017. and does not imply that the candidate satisfies all the requirements of eligibility conditions of admission.

5.9 DOWNLOAD OF ADMIT CARD:

Candidates will have to visit the www.dmer.org Website for downloading admit cards for online test. Intimation for downloading admit card will also be sent through email/SMS.

Once the candidate clicks the relevant link, he/she can access the window for admit card download. The candidate is required to use

- (i) Registration Number/Roll Number,
- (ii) Password/Date of Birth for downloading the admit card.

Candidate needs to affix recent recognizable photograph on the admit card preferably the same as provided during registration and appear at the examination centre with

- (i) Admit card
- (ii) Photo Identity Proof

CANDIDATES REPORTING LATE i.e. after the reporting time specified on the admit card for Examination candidate will not be permitted to take the examination. The reporting time mentioned on the admit card is prior to the Start time of the test. Though the duration of the examination is 1.30 hours, candidates may be required to be at the venue for about 3 hours including the time required for completion of various formalities such as verification and collection of various requisite documents, logging in, giving of instructions.

5.10 IDENTITY VERIFICATION

In the examination hall admit card along with original and a photocopy of the candidate's currently valid photo identity (bearing exactly the same name as it appears on the admit card) such as PAN Card/ Passport/ Driving Licence/ Voter's Card/ Bank Passbook with photograph/ Photo identity proof issued by a Gazetted Officer on official letterhead along with photograph / Photo identity proof issued by a People's Representative on official letterhead along with photograph / valid recent Identity Card issued by a recognized College/ University/ Aadhar/E Aadhar card with a photograph/ Employee ID with photograph should be submitted/shown to the invigilator for verification. The candidate's identity will be verified with respect to his/her details on the admit card, in the Attendance List. If identity of the candidate is in doubt the candidate may not be allowed to appear for the Examination.

Ration Card are **not** valid id proofs for this examination.

Note: Candidates have to produce/show in original the photo identity proof and show the photo identity proof along with Examination admit card while attending the examination, without which they will not be allowed to take up the examination. Candidates must note that the name as appearing on the admit card (provided during the process of registration) should exactly match the name as appearing on the photo identity proof. Female candidates who have changed first/last/middle name post marriage must take special note of this. If there is any mismatch between the name indicated in the Admit card and Photo Identity Proof the candidate will not be allowed to appear for the examination. In case of candidates who have changed their name, will be allowed only if they produce original Gazette notification / their original marriage certificate / affidavit in original.

Candidates are not to be allowed if they do not bring the following material.

- a. Original Admit Card with Photograph Pasted on it.
- b. Original Photo ID proof as given in the admit card.

6. CONDUCT OF ONLINE PGP-CET / PGO-CET / PGASLP-CET / M.Sc (P&O)-CET 2017:

- 6.1 Candidates should go through the contents of this brochure carefully to acquaint themselves with the provisions laid down and the procedures prescribed thereto.
- 6.2 PGP-CET/ PGO-CET/ PGASLP-CET/ M.Sc (P&O)-CET 2017 will be online examination & will be conducted at **Mumbai**, in single session. This examination will consist of a one question paper of 100 Multiple Choice Questions, each carrying one mark. The syllabus and distribution of MCQ's at respective common entrance test are as follows:

(A) PGP-CET 2017: No. of Questions

Sr.	Topic	Max. Marks
1.	Anatomy	04
2.	Physiology	04
3.	Biochemistry	02
4.	Fundamentals of Exercise Therapy	05
5.	Fundamentals of Electro Therapy	05

6.	Pharmacology	02
7.	Pathology & Microbiology	04
8.	Psychology	01
9.	Psychiatry	01
10.	Electrical Agents	07
11.	Kinesio Therapeutics	07
12.	General Surgery & Orthopedics	06
13.	Medicine	06
14.	OBGY	03
15.	Physical Diagnosis & Manipulative Skills	08
16.	Physiotherapy in Musculoskeletal Condition	10
17.	Physiotherapy in Neurosciences	10
18.	Physiotherapy in General Medical & Gen. surgical condition	10
19.	Physiotherapy in Community Health	05
Total Marks :-		100

(B) PGO-CET 2017: No. of Questions

Sr.	Topic	Max. Marks
1.	Anatomy	04
2.	Physiology	04
3.	Biochemistry	02
4.	Fundamentals of OT-I	03
5.	Fundamentals of OT-II	03
6.	Pharmacology	02
7.	Pathology & Microbiology	04
8.	Psychology	04

9.	Ergotherapeutics-I	05
10.	Ergotherapeutics-II	05
11.	Medicine	06
12.	General Surgery & Orthopedics	06
13.	Work Physiology Ergonomics	02
14.	Psychiatry	04
15.	OT in Medical Conditions	06
16.	OT in Surgical Conditions	06
17.	Advances in OT and Rehabilitation	05
18.	OT in Neurological and developmental conditions	07
19.	OT in Orthopedic Conditions	07
20.	OT in Pscychiatric Conditions	07
21.	Community based OT (PSM-OP)	05
22.	Biostatistics and Research Methodology	03
Total Marks :-		100

(C) PGASLP-CET 2017: No. of Questions

Sr.	Topic	Max. Marks
1.	Anatomy related to Speech, Language and Hearing	04
2.	Physiology related to Speech, Language and Hearing	04
3.	Linguistics	05
4.	Psychology	05
5.	Acoustics & Electronics	05
6.	Paediatrics	02
7.	Neurology	02
8.	Statistics	05
9.	ENT	04
10.	Community Oriented Service in Speech & Hearing	04
11.	Diagnostic Audiology	07

12.	Paediatric Audiology	07
13.	Hearing Aid and Cochlear Implant & ALDs	06
14.	Management of HI	05
15.	Noise & Hearing Conservation	05
16.	Childhood Speech and Language Disorder	05
17.	Articulation & Cleft Lip/Palate & Swallowing Disorders	05
18.	Voice Disorders and Laryngectomy	05
19.	Fluency Disorders	05
20.	Adult Neurogenic Disorders	05
21.	Neurogenic Speech Disorders	05
Total Marks :-		100

(D) M.Sc (P&O) -CET 2017 No. of Questions

Sr.	Topic	Max. Marks
1.	Anatomy	04
2.	Physiology	02
3.	Pathology	02
4.	Materials, Tools, Equipment, P & O Workshop Technology	02
5.	Mechanics & Applied Mechanics & Strength of Materials	02
6.	Engineering Drawing	02
7.	Biomechanics - I	03
8.	Prosthetics & Orthotics Science - I	08
9.	Physical Medicine Rehabilitation	04
10.	Orthopaedics & Amputation Surgery	04
11.	Basic Electronics Electro Technology	04

12.	Computer Studies - I	02
13.	Biomechanics - I I	03
14.	Prosthetics & Orthotics Science - I I	08
15.	P & O Workshop Management	05
16.	Computer Studies - I I	04
17.	Biomechanics - I I I	04
18.	Mobility Rehabilitation Aids	04
19.	Prosthetics & Orthotics Science - I I I	08
20.	Prosthetics & Orthotics Science - IV	25
Total Marks :-		100

- 6.3 Duration of paper will be of 1 hours & 30 minutes. Medium of examination will be English.
- 6.4 No candidate will be allowed to appear for the examination unless he/she holds downloaded an Admit Card and Photo ID proof as mentioned above.
- 6.5 The Entrance Examination will be Online conducted on **Tuesday, 8th August, 2017.**
- 6.6 The candidate will follow the instructions given at the On-line examination centre.
- 6.7 **Details about On-line Test Pattern :**
- 6.7.1 A login screen will be displayed to the candidate. The candidate has to log in using Login ID, Roll No. and Password which will be printed on the Admit card.
- 6.7.2 **The candidate's profile (name, roll no. etc.) will be displayed and the candidate has to confirm the same by clicking on the 'I Confirm' button if the profile is correct. Thereafter the instructions will be displayed on the screen. The candidate should ensure that the profile displayed on the screen is that of himself / herself. In case of any discrepancy, the same may be brought to the notice of the Test Administrator/Invigilator prior to the start of examination.**
- 6.7.3 A candidate should read the instructions carefully and indicate that he has done so by 'checking' the box at the bottom of the screen, after which the 'I am ready to begin' button is activated.
- 6.7.4 After clicking on the 'I am ready to begin' button, the actual test time will begin.
- 6.7.5 Each question is followed by 4 **alternatives/options.**
- 6.7.6 The questions will be available in **English.**
- 6.7.7 Only one question will be displayed at a time.

6.7.8 The clock has been set at the server and the countdown timer at the top right corner of the screen will display the time remaining to complete the exam. When the clock runs out the exam ends by default-the candidate is not required to end or submit his exam.

6.7.9 The question palette at the right of the screen shows one of the following statuses of each of the questions numbered:



You have not visited the question yet



You have not answered the question



You have answered the question



You have NOT answered the question but have marked the question for review



You have answered the question but marked it for review

The Marked for Review status simply acts as a reminder that the candidate has set to look at the question again. If an answer is selected for a question that is Marked for Review, the answer will be considered in the final evaluation.

6.7.10 To select a question to answer, the candidate can do one of the following:

- (a) Click on the question number on the question palette at the right of the screen to go to that numbered question directly. Note that using this option does NOT save the answer to the current question.
- (b) Click on 'Save and Next' to save answer to current question and to go to the next question in sequence.
- (c) Click on 'Mark for Review and Next' to save answer to current question, mark it for review, and to go to the next question in sequence.

6.7.11 To select the answer, click on one of the option buttons.

6.7.12 To change the answer, click another desired option button.

6.7.13 To save the answer, the candidate MUST click on 'Save & Next'.

6.7.14 To deselect a chosen answer, click on the chosen option again or click on the Clear Response button.

6.7.15 To mark a question for review click on 'Mark for Review & Next'. If an answer is selected for a question that is 'Marked for Review', the answer will be considered in the final evaluation.

6.7.16 To change an answer to a question, first select the question and then click on the new answer option followed by a click on the 'Save & Next' button.

6.7.17 Questions that are saved or marked for review after answering will ONLY be considered for evaluation.

6.7.18 Sections will be displayed on the top bar of the screen. Questions in a Section can be viewed by clicking on the Section name. The Section he will view will be highlighted.

- 6.7.19 After clicking the 'Save & Next' button on the last question for a Section, the candidate will automatically be taken to the first question of the next Section.
- 6.7.20 The candidate can move the mouse cursor over the Section names to view the status of the questions for that Section.
- 6.7.21 When a candidate clicks on a particular question, it takes some time for the question to appear. The time lost is not deducted from the total time allotted for the test.
- 6.7.22 Under no circumstances should a candidate click on any of the 'keyboard keys' once the exam starts as this will lock the exam.
- 6.7.23 A candidate can only change his/ her answer before clicking the 'Submit' button.
- 6.7.24 After the expiry of the exam duration, candidates will not be able to attempt any question or check their answers. A candidate's answers would be automatically saved by the computer system even if he has not clicked the 'Submit' button.

6.8 Instruction regarding online examination

- 6.8.1 The possibility of occurrence of some problem in the administration of the examination cannot be ruled out completely which may impact test delivery and/or result from being generated. In that event, every effort will be made to rectify such problem, which may include movement of candidates, delay in test. Conduct of a re-exam is at the absolute discretion of test conducting body. Candidates will not have any claim for a re-test. Candidates not willing to move or not willing to participate in the delayed process of test delivery shall be summarily rejected from the process.
- 6.8.2 Decision of State common entrance test cell, Mumbai in all matters relating to examination will be final and binding on the candidate.
- 6.8.3 State common entrance test cell, Mumbai would be analyzing the responses (answers) of individual candidates with those of other candidates to detect patterns of similarity of right and wrong answers. If in the analytical procedure adopted State common entrance test cell, Mumbai in this regard, it is inferred/ concluded that the responses have been shared and scores obtained are not genuine/ valid, State common entrance test cell, Mumbai reserves right to cancel the candidature of the concerned candidates and the result of such candidates (disqualified) will be withheld.
- 6.8.4 Instances for providing incorrect information and/or process violation by a candidate detected at any stage of the examination process will lead to disqualification of the candidate from the examination process and he/she will not be allowed to appear examination process in the future.

- 6.9 All eligible candidates are required to take PGP-CET2017/PGO-CET2017/PGASLP- CET 2017 & M.Sc.(P&O)-CET 2017. at their own cost.
- 6.10 Question paper will be made available Online on 10/08/2017 and Model Answer keys will be made available Online on 11/08/2017 at website of DMER i.e www.dmer.org
- 6.11 Online submission of objections against any question in the question paper/ answer key of this online examination if any, the same may be submitted through website "www.dmer.org". from 10/08/2017 To 14/08/2017. Representation received after this period shall not be considered.

7. DECLARATION OF PROVISIONAL RESULT/MARKS AND PEREPRATION OF STATE MERIT LIST:

- 7.1 The Competent Authority shall conduct PGP-CET2017/PGO-CET2017/PGASLP-CET 2017 & M.Sc.(P&O)-CET 2017, evaluate the answer sheets and declare Provisional Result/ Marks scored by the candidates.
- 7.2 The Final Result/ Merit List shall be prepared on the basis of descending order of marks obtained at PGP-CET2017/PGO-CET2017/PGASLP-CET 2017 & M.Sc.(P&O)-CET 2017.
- 7.3 **Final State Merit List** will be declared **by 22/08/2017 at the Website of DMER.**
- 7.4 The Candidates will have to download statement of mark from the website of DMER. The downloadable mark sheet will be made available by 22/08/2017 till the last date of filling up of preference form.
- 7.5 In case of any typographical error regarding name, age gender etc. representation for correction should be submitted to the Competent Authority, It will be corrected at the time of document verification.
- 7.6 **BASIS OF SELECTION :**
- Marks obtained by the eligible candidates at the PGP-CET2017/PGO-CET2017/PGASLP-CET 2017 & M.Sc.(P&O)-CET 2017 will form the basis of selection.
- 7.7 **TIE-BREAKERS :** The following procedure shall be adopted for Determination of the Inter-se-merit of candidates obtaining equal marks at PGP-CET2017/PGO-CET2017/PGASLP-CET 2017 & M.Sc.(P&O)-CET 2017.
- 7.7.1 The candidate with higher aggregate marks (converted into percentage) at First, Second, Third and Fourth year Examinations of B.P.Th / B.O.Th. taken together & at First, Second and Third year Examinations of B.A.S.L.P/ BPO taken together shall be preferred. If the tie still persists.

- 7.7.2 The candidate with more marks (converted into percentage) at fourth year B.P.Th / B.O.Th or third year B.A.S.L.P / BPO examination will be preferred. If the tie still persists.
- 7.7.3 The candidate with more marks (converted into percentage) at third year B.P.Th / B.O.Th or second year B.A.S.L.P/ BPO examination will be preferred. If the tie still persists.
- 7.7.4 An older candidate will be preferred over a younger candidate.
- 7.7.5 While considering aggregate marks for above purpose, **grace marks & NSS marks** will not be taken into account.

8. DISCIPLINE:-

- 8.1. Candidates are advised in their own interest that they should not furnish any particulars that are false, tampered with or fabricated and should not suppress any material information while submitting online application. At the time of examination, or in a subsequent selection procedure, if a candidate is (or has been) found guilty of –
- (i) using unfair means or
 - (ii) impersonating or procuring impersonation by any person or
 - (iii) misbehaving in the examination hall or disclosing, publishing, reproducing, transmitting, storing or facilitating transmission and storage of contents of the test(s) or any information therein in whole or part thereof in any form or by any means, verbal or written, electronically or mechanically for any purpose or
 - (iv) resorting to any irregular or improper means in connection with his/ her candidature or
 - (v) obtaining support for his/ her candidature by unfair means, or
 - (vi) carrying mobile phones or similar electronic devices of communication in the examination hall, such a candidate may, in addition to rendering himself/ herself liable to criminal prosecution, be liable :
 - (a) to be disqualified from the examination for which he/ she is a candidate
 - (b) to be debarred either permanently or for a specified period from any examination conducted by competent Authority.
- 8.2. Adopting an unfair means or engaging in malpractice in the examination shall render a candidate liable for punishment under, “Maharashtra Prevention of Malpractices Act, Universities, Board and Other Specified

Examination Act, 1982" and disqualify him/her for PGP-CET2017/PGO-CET2017/PGASLP-CET 2017 & Ms.(P&O)-CET 2017 examination.

- 8.3. All candidates selected for admission shall be subject to the disciplinary rules of the Institution, University and Government and local authority.

9.UNDER TAKING:

Candidate selected for postgraduate course will be required to submit an undertaking for completion of course failing which he/she will be required to pay Rs.1,00,000/- for the default (i.e. non completion of course). However, this is not applicable to the candidates of PGP-CET-2017 / PGO-CET-2017 / PGASLP-CET-2017 / M Sc. (P&O)-CET- 2017 resigning the course before 12/10/2017.

- 10.** Any issue not dealt here-in above will be dealt with, when arising, fully and finally by the Competent Authority and Commissioner, State CET Cell, Mumbai

11. GRIEVANCE REDRESSAL MECHANISM:

As per section 9 of the act any grievance regarding the examination and admissions will lie before the Admissions Regulation Authority.

LEGAL JURISDICTION: All disputes pertaining to the conduct of examination process shall fall within the jurisdiction of courts in Mumbai only.

Annexure "A"

LIST OF POSTGRADUATE COURSES IN MPTh/MOTh/MASLP & MSc (P&O).

List of M.P.TH. Courses

Sr. No.	Name of Course
1.	M.P.Th. in Musculoskeletal Sciences
2.	M.P.Th. in Neurosciences
3.	M.P.Th. in Cardiovascular and Respiratory Sciences
4.	M.P.Th. in Community Medical Sciences
5.	M. P. Th. in Sports Physiotherapy

List of M.O.TH. Courses

Sr. No.	Name of Course
1.	M.O.Th. in Musculoskeletal Sciences
2.	M.O.Th. in Neurosciences
3.	M.O.Th. in Developmental Disabilities
4.	M.O.Th. in Mental Health Sciences
5.	M.O.Th. in Cardiovascular and Respiratory Sciences
6.	M.O.Th. in Community Medical Sciences

List of M.A.S.L.P. Courses

Sr. No.	Name of Course
1.	M.A.S.L.P. (Master of Audiology Speech and Language Pathology)

List of M.Sc (P&O) Courses

Sr. No.	Name of Course
1.	M.Sc (P &O) (Master of Science in Prosthetics and Orthotics)

ANNEXURE "B"

CONSTITUTIONAL RESERVATION

- 1) The candidates recognized by the State of Maharashtra as belonging to the following Backward Classes, shall alone be eligible to claim admissions as against the seats reserved for such backward class categories. The constitutional reservation at Government/ Corporation Institutes and Private unaided Institutes is as mentioned below.

Category		Reservation Quota	
		Reservation from available State quota	Reservation from Private Unaided Institutions/Colleges
A	Scheduled Castes and Scheduled Caste converts to Buddhism (SC)	13.0 percent	6.5 percent
B	Scheduled Tribes (ST)	7.0 Percent	3.5 percent
C	Vimukta Jati (VJ) DT-A	3.0 percent	1.5 percent
D	Nomadic Tribes (NT-1) NT-B	2.5 percent	1.25 percent
E	Nomadic Tribes (NT-2) NT-C	3.5 percent	1.75 percent
F	Nomadic Tribes (NT-3) NT-D	2.0 percent	1.0 percent
G	Other Backward Classes (OBC) including SBC	19.0 percent	9.5 percent
Total		50.0 percent	25.0 percent

Note: **In Private unaided institutions constitutional reservation is 25 percent of total sanctioned intake as per the Maharashtra Government Notification, Medical Education and Drugs department, No.MED 2006/1196/CR-204/06/EDU-1(1), dated 24th, June 2006.**

- 2) Candidates belonging to aforesaid Backward Class categories will be required to submit the Caste Certificate and the Caste/Tribe Validity Certificate at the time of documents verification.
- 3) Caste certificate issuing authority: - Caste certificate stating that the caste is recognized under a particular backward class category in Maharashtra state is issued by Sub-Divisional Magistrate/Executive Magistrate/Metropolitan Magistrate in Maharashtra state.
- 4) The Caste/Tribe validity Certificate issuing Authorities are as follows:-
- a) For Candidates belonging to Scheduled Caste, Scheduled Caste converts to Buddhism, Vimukta Jati, Nomadic Tribes 1,2&3 and Other Backward Class, Caste Validity Certificate is issued by **Divisional Caste Certificate Scrutiny Committee of respective Divisional Social Welfare Office** (Konkan, Pune, Nashik, Aurangabad, Amravati and Nagpur).
- b) For Candidates belonging to Scheduled Tribe the Tribe Validity Certificate is issued by Director/Deputy Director, **Tribe Certificate Scrutiny Committee of respective Region** (Konkan, Pune, Nashik, Aurangabad, Amravati and Nagpur).
- 5) ***The candidate should have claimed the constitutional reservation in the original application form.*** The candidate claiming constitutional reservation must submit original **caste validity certificate at the time of counseling for filling preference form, failing which the category claim will not be granted.**

6) **NON-CREAMY LAYER**

A candidate belonging to 'Creamy Layer' amongst the categories (C) to (G) must note that the provision of reservation is NOT applicable to him/her. A candidate claiming

benefit of reservation under the categories (C) to (G) above will be required to produce Non-Creamy layer certificate as specified in the Government resolution CBC-10/2008/CR-697 VJNT-1, dated 24th June, 2013. The certificate should have valid upto 31/03/2018. The Non-Creamy Layer Certificate is issued by Sub-Divisional Officer/Deputy Collector/Collector of the district.

However, such a Non-Creamy Layer Certificate shall be produced in any case at the time of filling up of Preference Form, failing which the category claimed will not be granted.

Applicants belonging to Special Backward Class

N.B.: Hon'ble High Court Mumbai had stayed admission to SBC category as a separate quota and therefore, vide Government Circular from Social Welfare, Cultural Affairs and Sports Department No. CBC-1095/WS/264/BCD-5 dated 24th October 1995, the persons belonging to Special Backward Class (SBC) are to be considered as OBC candidates.

- 7) Inter-se amongst the reserved categories will be operated at the end of each admission process against the unfilled reserved categories seats as per merit and choice of the reserved categories candidates.

The seats remaining vacant from various categories will be filled in during inter-se admission process as follows:

- a) From among the candidates of their respective group from the Interse State Merit List of that particular group where the vacancies exist.

The groups are as follows -

GROUP - I	
(i) Scheduled Castes and Schedule Caste converted to Buddhism (S.C.)	
(ii) Scheduled Tribes including those living out-side specified area (S.T.)	
GROUP - II	
(i) Vimukta Jati (DT) (A)	
(ii) Nomadic Tribes (NT1(B))	
GROUP - III	
(i) Nomadic Tribes (NT2 (C))	
(ii) Nomadic Tribes(NT3 (D))	
(iii) Other Backward Classes (OBC) including SBC	

- (b) If the seats still remain vacant, then the seats will be filled, from among the candidates of all the categories mentioned above from the all categories combined merit list.

- (c) If the seats still remain vacant then the seats will be filled from among the candidates of the common merit list.

- 8) **Ear-Marking** : Reserved category candidate entitled to admission on the basis of merit in an open category seat will have the option of taking admission either against his/her respective category seat or on an open category seat. If he/she opts for the reserved category he/she will be deemed to have been admitted as an open category candidate and not as reserved category candidate. One seat in the college where he/she was eligible for admission against open seat shall be earmarked for a candidate belonging to the respective reserved category. Such earmarked seat will be made available immediately to the successive reserved category candidate from the same category merit.

Admission under constitutional reservation seat will be governed by the Maharashtra Schedule Castes, Scheduled Tribes, Denotified Tribes (Vimukta Jatis), Nomadic Tribes, Other Backward Classes and Special Backward Category (Regulation of Issuance and Verification of) Caste Certificate Act, 2000 (Mah. Act No. XXIII of 2001).

ANNEXURE "C"

PERSONS WITH DISABILITY (PWD) RESERVATION

- 1) As per Postgraduate Medical Education Regulation 2000 and Amendment Notification No. MCI.18(1)/2008-Med./ 54470 Dated 25th March 2009 following is the criteria for reservation under Physically Handicapped Category

"1(a). 3% seats of the annual sanctioned intake capacity shall be filled up by candidates with locomotory disability of lower limbs between 50% to 70%.

Provided that in case any seat in this 3% quota remains unfilled on account of unavailability of candidates with locomotory disability of lower limbs between 50% to 70% then any such unfilled seat in this 3% quota shall be filled up by persons with locomotory disability of lower limbs between 40% to 50% - before they are included in the annual sanctioned seats of State Quota.

Provided further that this entire exercise shall be completed by each college/institution as per the statutory time schedule for admissions and in no case any admission will be made in the Postgraduate Medical course after 31st of October"

- 2) The Candidate with a disability more than 70% will not be eligible for admission to Health Sciences (Post Graduate) Courses. No other disability shall be allowed as per the MCI regulations.
- 3) Candidate is required to submit the proof of his/her disability by way of a certificate in prescribed proforma from Civil Surgeon of a District Hospital/Medical Board/Medical Superintendent of a Government Medical College/Hospital in Maharashtra; or from the Director of All India Institute of Physical Medicine and Rehabilitation, Haji Ali, Mumbai; (as per Prescribed Proforma) at the time of verification of disability.

✂-----

PROFORMA OF CERTIFICATE FOR LOCOMOTOR Disability (PWD) CANDIDATE (On letter Head of institution)

Certificate No. _____ Dated _____ This is to certify that
Dr./Mr./Ms. _____ Aged _____ years Son/daughter
of Mr. _____
R/o _____

Rank No. _____ is suffering From _____ (Name of the Disease) And has
Permanent Physical Impairment (PPI) of Left/Right/Both Lower Limb. He/She is Locomotor disabled
and has the percentage of _____ (in words) _____ (in figure) of (40%-70%) disability of lower
limbs.

He/she is eligible /NOT eligible for admission in Postgraduate courses as per the MCI guidelines
subject to his being otherwise medically fit.

Recent Passport
size photograph
of the candidate
duly attested by
the issuing
authority


Sign. & Name _____
(Specialist, Deptt.

Sign. & Name _____
(Specialist, Deptt.

Sign. & Name _____
(Specialist, Deptt.

Annexure "D"

Specimen Copy of Online Application Form



Government of Maharashtra
Medical Education and Drugs Department
DIRECTORATE OF MEDICAL EDUCATION AND RESEARCH, MUMBAI
Application Form for PGP-CET / PGO-CET / PGASLP-CET / M.Sc (P AND O)-CET 2017

Examination : ☐ PGP-CET ☐ PGO-CET ☐ PGASLP-CET ☐ M.Sc. (P and O)-CET

1. Candidate Name : (As per Certificate)

2. Father's Name / Middle Name

3. Mother's Name :

4. Address for Communication :

City : Pin Code :

District : State :

STD Code : Tel. No. :

Mobile Number : E-Mail :

5. Date of Birth :

6. Sex : ☐ Male ☐ Female

7. Nationality :

8. I want to Claim Reservation Category : ☐ SC ☐ ST ☐ DT-VJ(A) ☐ NT-1(B) ☐ NT-2(C) ☐ NT-3(D) ☐ OBC ☐ SBC ☐ NONE

9. Certificates Attached :

a. Caste : ☐ Yes ☐ No

b. CVC : ☐ Yes ☐ No

c. NCL : ☐ Yes ☐ No

10. I want to claim reservation for Person with Disability (PWD) : ☐ Yes ☐ No

11. Date of Passing Final Graduation BPh, POTH, BASLP AND B(P AND O) :

12. Internship Training Date of Completion/likely to complete :

13. a) Maharashtra OT/PT Council Registration (for BPh/BOTH) : ☐ Yes ☐ No

b) Rehabilitation Council of India Registration (for BASLP/B P and O) : ☐ Yes ☐ No

14. Whether passed graduation from an institution situated in Maharashtra : ☐ Yes ☐ No

15. If already admitted and Pursuing P.G. Course M.P.Th/M.O.Th/M.A.S.L.P./M.Sc(P and O) : ☐ Yes ☐ No

16. I have passed graduation from College :

17. Name of University (Graduation) :



	Marks Obtained	Marks Out Of	Percentage Of Marks	No Of Attempts
18. First Year :	<input type="text"/>	<input type="text"/>	<input type="text"/> %	<input type="text"/>
19. Second Year :	<input type="text"/>	<input type="text"/>	<input type="text"/> %	<input type="text"/>
20. Third Year :	<input type="text"/>	<input type="text"/>	<input type="text"/> %	<input type="text"/>
21. Fourth Year : (if applicable)	<input type="text"/>	<input type="text"/>	<input type="text"/> %	<input type="text"/>
22. Aggregate Marks :	<input type="text"/>	<input type="text"/>	<input type="text"/> %	

(Grace Marks and NSS Marks should not be included)

23. Photo and Full Signature Upload :

Instruction For Photograph:
 => Size of photograph must be less than 35 kb.
 => Height of photograph must be between 250 pixel and 320 pixel.
 => width of photograph must be between 150 pixel and 220 pixel.

Instruction For Signature:
 => Size of signature must be less than 30 kb.
 => Height of signature must be between 100 pixel and 180 pixel.
 => width of signature must be between 150 pixel and 220 pixel.

24. Choose your password

Password :

Re-Enter Password :

Declaration :
 I declare that the entries in the Online Application Form have been filled up and the entries made are correct as per my documents and to the best of my knowledge and belief. I agree that if any statement is proved to be false then the Authority shall have the right to take legal action against me for submitting false information or statement. I further declare that there is no allegation of misconduct against me and I have never been convicted for any offence involving moral turpitude.

Commissionerate PAPER

ANNEXURE "E"

GENERAL INSTRUCTION TO FILL ONLINE APPLICATION FORM.

HOW TO APPLY:

Applicants are requested to follow the detailed procedures/guidelines as indicated below:

- A. Application Registration Procedure
- B. Payment of fees Procedure
- C. Guidelines for Photograph & Signature Scan and Upload
- D. Other Guidelines

IMPORTANT POINTS TO BE NOTED BEFORE REGISTRATION

Before applying online, applicants should-

- Scan their photograph and signature ensuring that both the photograph and signature adhere to the required specifications as given under Guideline for photograph & signature scan and upload.
- Have a valid e-mail ID and mobile no., which should be kept active till the completion of this admission Process.

• APPLICATION FEES/INTIMATION CHARGES (NON REFUNDABLE)

Bank Transaction charges for Online Payment of application fees/intimation charges will have to be borne by the applicant.

A. Application Registration Procedure

- (i) Applicants to visit DMER website www.dmer.org and open the given link. Open the link for filling the Online Application Form, click on the option "**APPLY ONLINE**" which will open a new screen.
- (ii) To register application, choose the tab "**Click here for New Registration**" and enter Name, Contact details and E-mail ID. A provisional Registration Number and Password will be generated by the system and displayed on the screen. Applicant should note down the Provisional Registration Number and Password. An Email & SMS indicating the Provisional Registration number and Password will also be sent.
- (iii) In case the applicant is unable to complete the application form in one go, he/she can save the data already entered by choosing "SAVE AND NEXT" tab. Prior to submission of the online application applicants are advised to use the "SAVE AND NEXT" facility to verify the details in the online application form and modify the same if required.
- (iv) Applicants are advised to carefully fill and verify the details filled in the online application themselves as no change will be possible/ entertained after clicking the FINAL SUBMIT BUTTON.
- (v) The Name of the applicant or his/her Father/Husband etc. should be spelt correctly in the application as it appears in the Certificates/ Mark sheets. Any change/ alteration found may disqualify the candidature.
- (vi) Validate your details and Save your application by clicking the 'Validate your details' and 'Save & Next' button.
- (vii) Applicants can proceed to upload Photo & Signature as per the specifications given in the Guidelines for Scanning and Upload of Photograph and Signature.
- (viii) Applicants can proceed to fill other details of the Application Form.
- (ix) Click on the Preview Tab to preview and verify the entire application form before FINAL SUBMIT.

- (x) Modify details, if required, and click on 'FINAL SUBMIT ONLY' after verifying and ensuring that the photograph, signature uploaded and other details filled by you are correct.
- (xi) Click on 'Payment' Tab and proceed for payment.
- (xii) Click on 'Submit' button.
- (xiii) Once opted and form finally submitted subject of broad specialties cannot be changed.

B. Payment of Fees procedure

- i) The application form is integrated with payment gateway and the payment process can be completed by following the instructions.
- ii) The payment can be made by using Debit Cards (RuPay/Visa/MasterCard/Maestro). Credit Cards, Internet Banking, IMPS, Cash Cards/ Mobile Wallet.
- iii) After submitting your payment information in the online application form, *PLEASE WAIT FOR THE INTIMATION FROM THE SERVER. DO NOT PRESS BACK OR REFRESH BUTTON IN ORDER TO AVOID DOUBLE CHARGE.*
- iv) On successful completion of the transaction, an e-Receipt will be generated.
- v) Non-generation of 'e-Receipt' indicates PAYMENT FAILURE. On failure of payment, applicants are advised to login again using their Provisional Registration Number and Password and repeat the process of payment.
- vi) Applicants are required to take a printout of the e-Receipt and online application form. **Please note that if the same cannot be generated, online transaction may not have been successful.**
- vii) For Credit Card users: All charges are listed in Indian Rupee. If you use a non-Indian credit card, your bank will convert to your local currency based on prevailing exchange rates.
- viii) To ensure the security of your data, please close the browser window once your transaction is completed.
- ix) **There is facility to print application form containing fee details after payment of fees.**
- x) **No other mode of payment of fees will be accepted.**

C. GUIDELINES FOR SCANNING AND UPLOAD OF PHOTOGRAPH (4.5 cm × 3.5 cm)& SIGNATURE

- Before applying online a candidates will be required to have a scanned (digital) image of his/her photograph and signature as per the specification given below.
- In Case The Face In The Photograph Or Signature Is Unclear, The Application May Be Rejected.
- Applicant May Edit The Application And Re-Upload The Photograph/ Signature In Such Case.

I. PHOTOGRAPH IMAGE:

- Photograph must be a recent passport size color picture.
- The picture should be in color, against a light-coloured, preferably white background.
- Look straight at the camera with a relaxed face.
- If the picture is taken on a sunny day, have the sun behind you, or place yourself in the shade, so that you are not squinting and there are no harsh shadows.
- If you have to use flash, ensure there's no "red-eye".
- If you wear glasses make sure that there are no reflections and your eyes can be clearly seen.
- Caps, hats and dark glasses are not acceptable. Religious headwear is allowed but it must not cover your face.
- Dimension 200 x 230 pixels (preferred).
- Size of file should be between 20kb-50kb.

- Ensure that the size of the scanned image is not more than 50KB. If the size of the file is more than 50KB, then adjust the settings of the scanner such as the DPI resolution, no. of colours etc. during the process of scanning.

II. SIGNATURE IMAGE :

- The applicant has to sign on white paper with Black Ink pen.
- The signature must be signed only by the applicant and not by any other person.
- The applicant's signature obtained on the admit card and attendance sheet at the time of the examination should match the uploaded signature. In case of mismatch, the applicant may be disqualified.
- Dimensions 140 x 60 pixels (preferred)
- Size of file should be between 10kb-20kb.
- Ensure that the size of the scanned image is not more than 20KB.

III. SCANNING THE PHOTOGRAPH & SIGNATURE

- Set the scanner resolution to a minimum of 200 dpi (dots per inch).
- Set Color to True Color.
- File Size as specified above.
- Crop the image in the scanner to the edge of the photograph/signature, then use the upload editor to crop the image to the final size (as specified above).
- The image file should be JPG or JPEG format. An example file name is: image01.jpg or image01.jpeg Image dimension can be checked by listing the folder files or moving the mouse over the file image icon. Applicants using MS Windows/MS Office can easily obtain photo and signature in .jpeg format not exceeding 50KB & 20KB respectively by using MS Paint or MS Office Picture Manager. Scanned photograph and signature in any format can be saved in .jpg format by using 'Save As' option in the File menu and size can be reduced below 50KB (photograph) & 20KB (Signature) by using crop and then resize option [Please see point (i) & (ii) above for the pixel size] in the 'Image' menu. Similar options are available in other photo editor also.
- **If the size and format are not as prescribed, an error message will be displayed.**
- While filling in the Online Application Form the applicant will be provided with a link to upload his photograph and signature.

IV. Procedure for Uploading the Photograph and Signature

- There will be two separate links for uploading Photograph and Signature.
- Click on the respective link "Upload Photograph/Signature".
- Browse & Select the location where the Scanned Photo/Signature file has been saved.
- Select the file by clicking on it.
- Click the 'Upload' button
- An online application which is incomplete in any respect such as without photograph and signature uploaded in the online application form/unsuccessful fee payment will not be considered as valid.

Note:

- (1) In case the face in the photograph or signature is unclear the candidate's application may be rejected. After uploading the photograph/ signature in the online application form candidates should check that the images are clear and have been uploaded correctly. In case the photograph or signature is not prominently visible, the candidates may edit his/

her application and is not prominently visible, the candidate may edit his/her application and re-upload his/her photograph or signature, prior to submitting the form.

- (2) After registering online candidates are advised to take a printout their system generated online application forms.

C. Other Guidelines

- i. Applicants are advised in their own interest to apply on-line much before the closing date and not to wait till the last date to avoid the possibility of disconnection/inability/ failure to log on to the Note website on account of heavy load on internet/website jam. Competent Authority takes no responsibility for applicants not being able to submit their applications online within the last date on account of aforesaid reasons or for any other reason beyond the control of the Competent Authority.
- ii. Any information submitted by an applicant in his/her application shall be binding on the applicant personally and he/she shall be liable for prosecution/ civil consequences in case in case the information/details furnished by him/her are found to be false at a later stage.
- iii. Competent Authority shall not be responsible for any application made/ wrong information provided by an unauthorized person/institution. Applicants are advised not to share/mention their application details with/to anyone.
- iv. Choice of centre once exercised by the candidate will be final.

INSTRUCTIONS TO CANDIDATES

Candidates must read all the instructions carefully

1. Read the instructions for filling up online application form given in the brochure.
2. Candidate should occupy the seat in the examination hall 45 minutes before the commencement of the Online Examination.
3. No candidates will be allowed to leave the examination hall till the end of examination.
4. Please note that issue of Admit Card is just a provision for appearing in PGP-CET 2017 / PGO-CET 2017 / PGASLP-CET 2017/ M.Sc (P&O)-CET 2017 and does not imply that the candidate is eligible for admission.
5. Before submitting the online application form, please verify that it is signed by the candidate.

PGP-CET 2017/ PGO-CET 2017/ PGASLP-CET 2017 & M.Sc (P&O)-CET 2017

